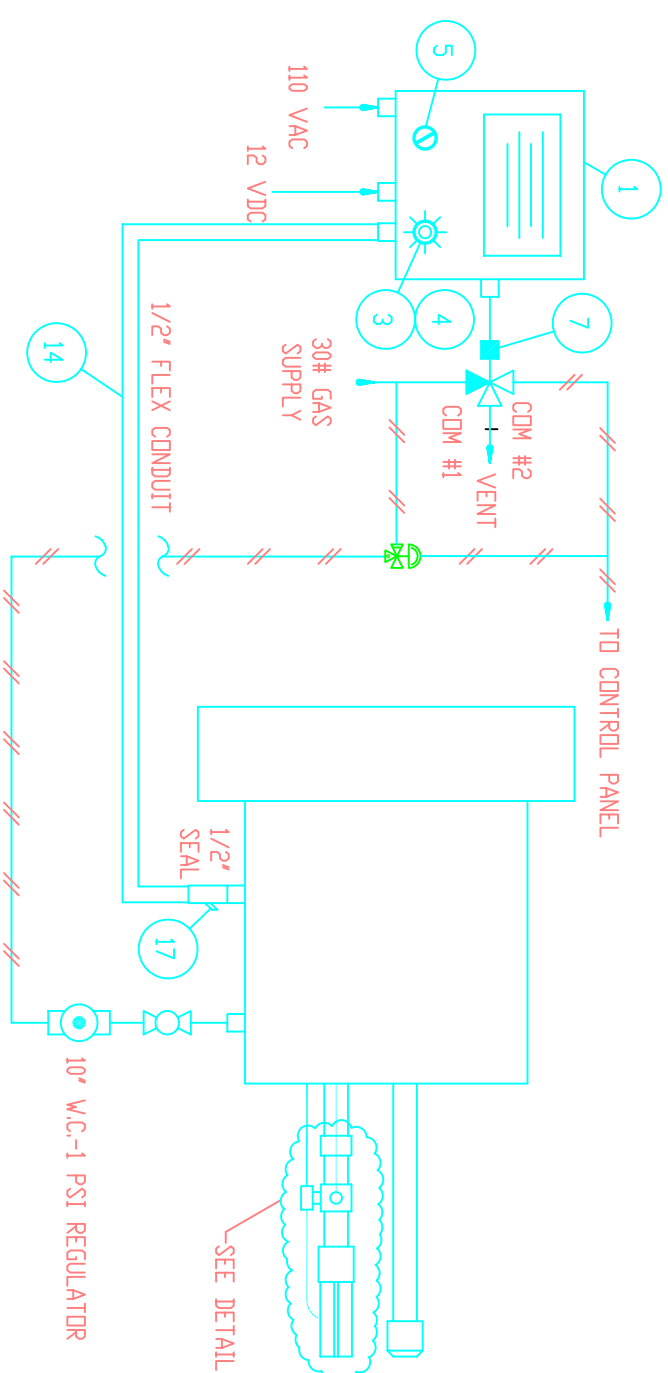


PREFERRED INSTALLATION



OPTIONAL INSTALLATION

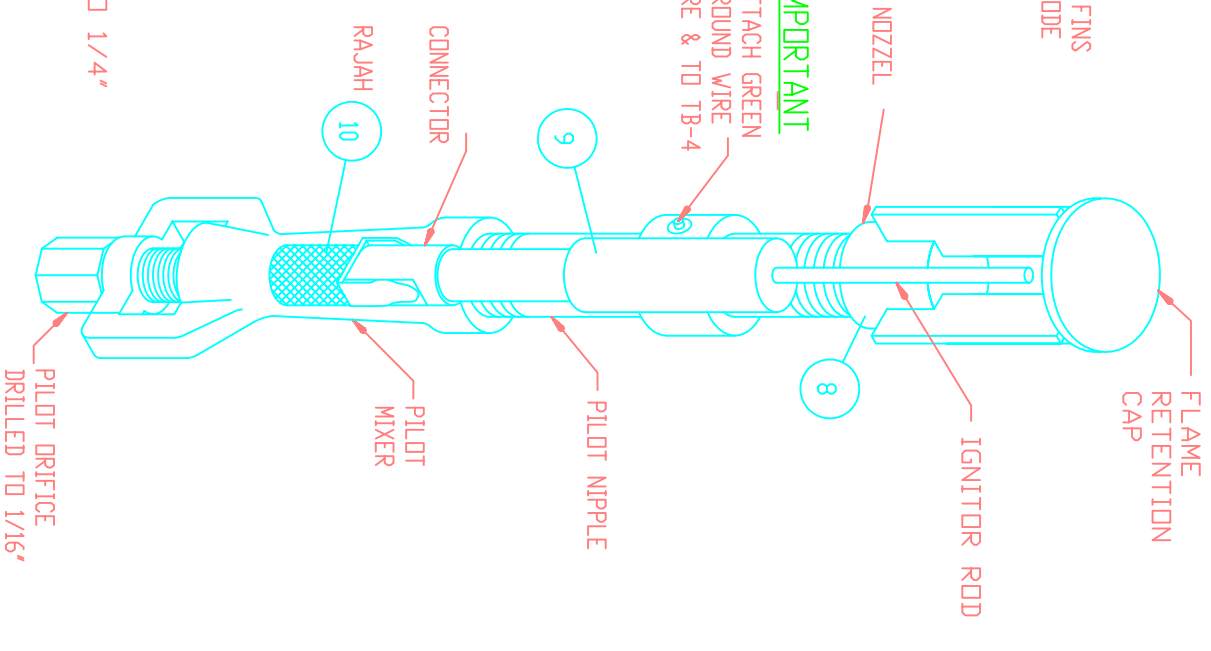
* LOCATE TIP OF ELECTRODE BETWEEN FINS
 * SPARK GAP BETWEEN IGNITOR ELECTRODE AND GROUND MUST BE 1/8" TO 1/4"

SEE "DETAIL" BELOW

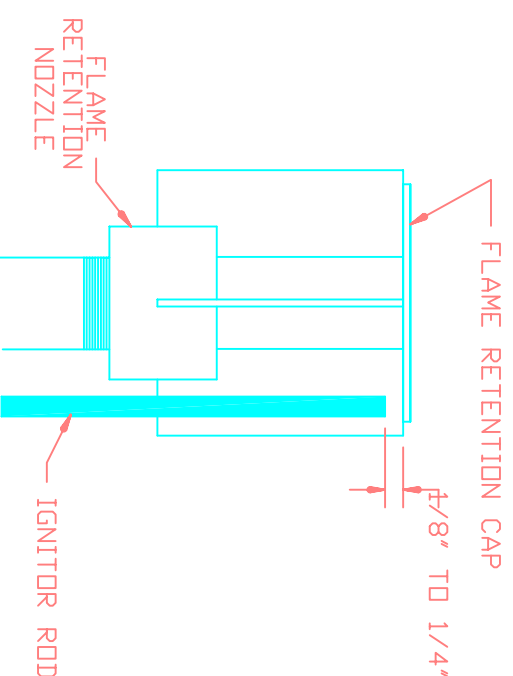
FLAME RETENTION NOZZEL

***IMPORTANT**

* ATTACH GREEN GROUND WIRE HERE & TD TB-4



PILLOT ASSEMBLY VIEW



"DETAIL"

CAUTION
 THIS UNIT MUST BE INSTALLED BY QUALIFIED PERSONNEL ONLY. FOR PROFESSIONAL INSTALLATION PLEASE CALL PROCESS SOLUTIONS & PRODUCTS, LLC @ (337) 369-6222

NO	BY	REVISION DESCRIPTION	DATE	CHK	APP
0	MK	AS BUILT	08/06	MK	MK

PROCESS SOLUTIONS & PRODUCTS
 3408 E. Old Spanish Trail
 New Iberia, LA 70560

FILE NAME: IG/BSL INSTALL	DRAWN BY: MK
JOB NO.: STANDARD	APPROVED BY: MK
ORIG. DATE: 08/06	PLOT SCALE: 1"=1'

PROCESS SOLUTIONS & PRODUCTS, LLC
 MODEL PSP-12110-4X-01
 INSTALLATION DIAGRAM
 REFERENCE NUMBER: STANDARD
 SHEET 1
 REV: 0